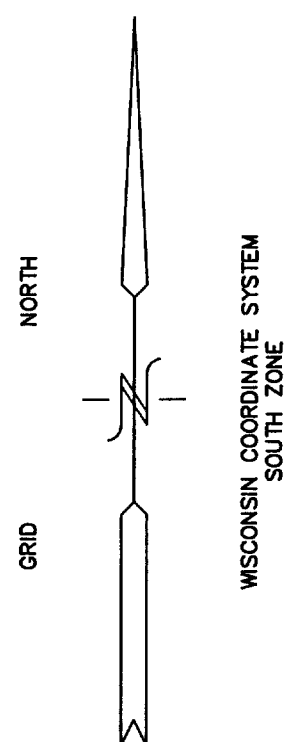




PLAT OF SURVEY  
LOT 25 OF PHEASANT RIDGE SUBDIVISION

LOCATED IN THE SE 1/4 OF NE 1/4 SECTION 23, TOWN 1 NORTH, RANGE 16 EAST  
VILLAGE OF FONTANA-ON-GENEVA LAKE, WALWORTH COUNTY, WISCONSIN



WISCONSIN COORDINATE SYSTEM  
SOUTH ZONE

LOT 24

LOT 23

LOT 25  
21,711 S.F.

LOT 26

OUTLOT 1

RESET

TRANS  
FC BOX

BRIDGET COURT  
66" WIDE R.O.W.  
EDGE OF CURBED PAVEMENT

SANITARY SEWER

SAN MH

SAN MH

LEGEND

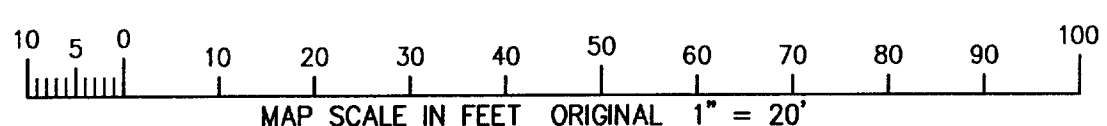

● = FOUND IRON REBAR STAKE

NOTE: COPIES OF THIS MAP TO WHICH THE FOLLOWING CERTIFICATE  
WILL APPLY SHOW SURVEYOR'S ORIGINAL SEAL AND SIGNATURE IN  
RED INK. COPIES BY ANY OTHER MEANS MAY HAVE ALTERATIONS  
WHICH DO NOT REPRESENT THE SURVEYOR'S WORK PRODUCT.

I HEREBY CERTIFY THAT THE ABOVE DESCRIBED PROPERTY HAS BEEN  
SURVEYED UNDER MY DIRECTION AND THAT THE ABOVE MAP IS A TRUE  
REPRESENTATION THEREOF AND SHOWS THE SIZE AND LOCATION OF  
THE PROPERTY, ITS EXTERIOR BOUNDARIES, THE LOCATION OF ALL  
VISIBLE STRUCTURES, AND DIMENSIONS OF ALL PRINCIPLE  
BUILDINGS THEREON, BOUNDARY FENCES, APPARENT EASEMENTS,  
ROADWAYS, AND VISIBLE ENCROACHMENTS, IF ANY. THIS SURVEY IS  
MADE FOR THE USE OF THE PRESENT OWNERS OF THE PROPERTY, AND  
ALSO THOSE WHO PURCHASE, MORTGAGE, OR GUARANTEE THE TITLE  
THERE TO WITHIN ONE YEAR FROM THE DATE HEREOF.

DATED: 08/01/02

*Peter S. Gordon*  
PETER S. GORDON R.L.S. 2101



WORK ORDERED BY: BILL HENRY  
W5226 COUNTY "B"  
FONTANA, WI 53125

FARRIS, HANSEN & ASSOCIATES, INC.  
Engineering, Architecture, Surveying  
7 Ridgway Court P.O. Box 437  
ELKHORN, WISCONSIN 53121  
Office: (262) 723-2098  
Fax: (262) 723-5886

REVISIONS

PROJECT NO.  
3997.25  
DATE:  
08/01/02  
SHEET NO.  
1 OF 1

AUG 01 2002

SPHR 25

005-1995